

TITLE: 976 Ex Bar

DRAWING No:
A976 Ex

MATERIAL: Various

FINISH: Various

TOLERANCE UNLESS OTHERWISE SPECIFIED Machined Work Metric $\pm 0.1\text{mm}$ Unmachined Fabrications $\pm 1\text{mm}$ Angular $\pm 0.30^\circ$	DIMENSIONS IN MM DO NOT SCALE	
	CRITICAL TO FUNCTION (CTF) DIMENSIONS AS MARKED	
	PROJECTION	Sheet
		A4

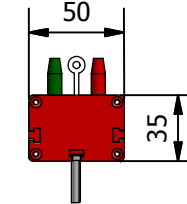
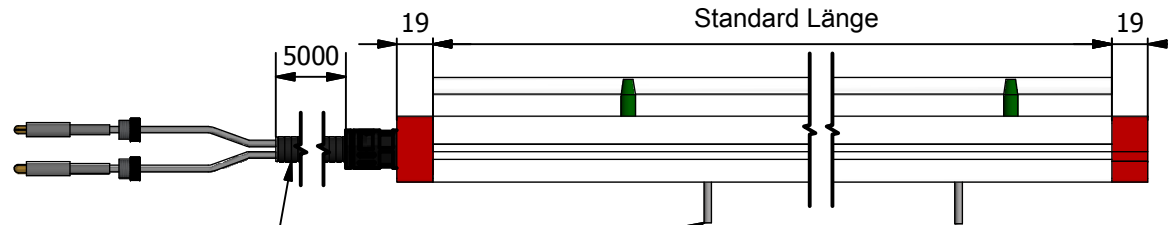
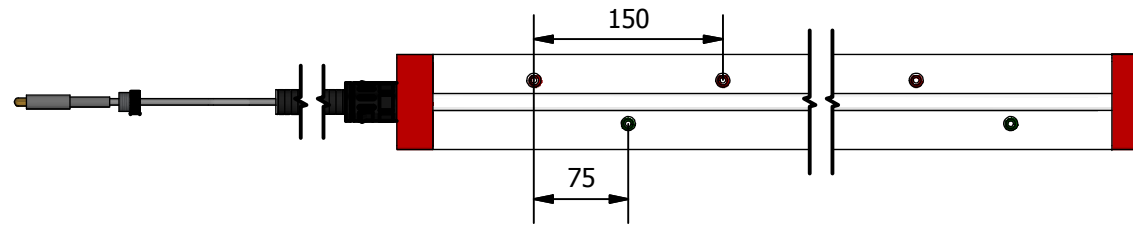
Scale	1:4
-------	-----

Date:	20/08/2014	Drawn by:	David.Hyde
-------	------------	-----------	------------

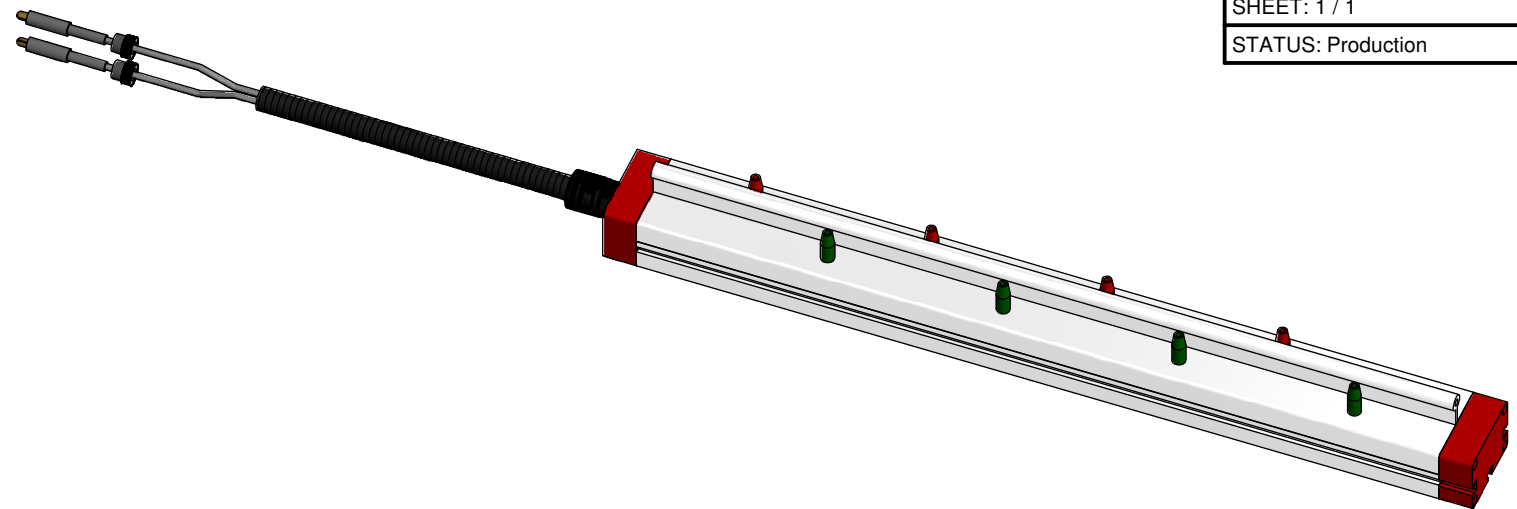
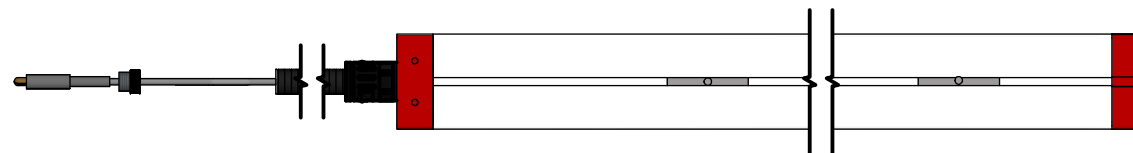
REVISION: A

SHEET: 1 / 1

STATUS: Production



Standard 976 EX mit 5m Kabel geliefert



976 EX Standard Längen

Standard Länge	Anzahl Schrauben
300	2
450	2
600	2
750	2
900	2
1050	2
1200	3
1350	3
1500	3
1800	3
2100	4
2400	4
2700	4
3000	5
3300	5
3600	5
3900	5